




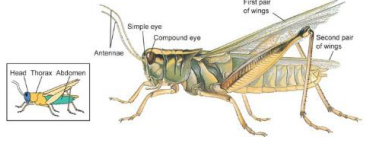


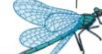

















































Suggested Menu of Daily Activities – Hedgehog Class EYFS

	Activity	Description	Resources to support the learning
Maths	Fluency practice	<ul style="list-style-type: none"> Adding 2 numbers to make 10 Counting objects Matching objects to numerals Counting forwards and backwards beyond 10. Make different arrangements with objects e.g. dice dots, rows and columns (ten frame) Use real objects to see that the quantity of a group can be changed by adding more. Use real objects to see that the quantity of a group can be changed by taking items away. Make sets using real objects and compare quantities – which has more, fewer, the same? Use counting to find one more than a given number up to 10. 	<p>https://www.bbc.co.uk/iplayer/episodes/b08bzfnh/numberblocks www.topmarks.co.uk</p> <p>See ‘White Rose Notes and Guidance’ and activity ideas in your home-learning pack.</p>
	Shape Space and Measure	<ul style="list-style-type: none"> Weigh objects to find the heaviest/lightest and ordering them. Fill containers and using the language of full, empty, half full etc. Copy, continue and create your own simple repeating patterns. Sort objects in different ways such as colour, size or shape. Name and find 2D shapes in the environment– square, rectangle, triangle, circle 	
Reading	Reading	Read aloud with a grown up.	<p>Reading books that have come home from school, magazines/comics, books from home.</p> <p>www.teachyourmonstertoread.com https://home.oxfordowl.co.uk/</p>
	Reading Comprehension	Read to your child and talk about the book.	<p>https://home.oxfordowl.co.uk/ Some good stories about mini-beasts include; Superworm, Bumblebear, The Very Hungry Caterpillar, The Bad Tempered Ladybird, Snail Trail, Mad about Minibeasts, What the Ladybird heard, The Whale and the Snail, The Very Lazy Ladybird.</p>

Phonics	Phonics Flashcards	Use your phonics flashcards to practise the letter sounds. Can you recall them? Can you write them?	https://new.phonicsplay.co.uk/ are offering a free subscription – username: march20 password: home Other ideas can be found in the information sheet in children’s phonics wallets given out earlier in the year.
Writing	Writing words	Make simple words with your phonics flashcards and write them.	
	Writing simple sentences	Write simple sentences about things you have done, a book you’ve read or a toy you have at home. Remember ‘Every time we write’ – Capital letter, finger spaces and full stop	
	Handwriting	Practise your letter formation, making sure you start letters in the correct place and that letter size is correct. Drawing lines for child to write on will help them control the letter size and start in the correct place.	Letter Families Long Ladder Letters: <i>l, i, t, u,</i> <i>g, w</i> One Armed Robots Letters: <i>k, b,</i> <i>n, m, c, p</i> Curly Caterpillar Letters: <i>c, a, d,</i> <i>s, e, g, q, o, f</i> Zig-Zag monster Letters: <i>z, v,</i> <i>w, x</i>
Physical Development Gross motor skills	Regular Exercise	Ride your bike or scooter Go for a walk Dance to music Do some Cosmic Yoga in your living room Andy’s Wild Workouts Joe Wicks PE sessions Digging in the garden	Andy’s Wild Workouts https://www.bbc.co.uk/programmes/p06tmmvz https://www.cosmickids.com/ https://www.youtube.com/user/CosmicKidsYoga The spider web challenge...  
Fine Motor skills	Develop fine motor skills ready for writing	Make playdough minibeasts. Use cotton buds to paint pictures with. Practise making shapes/letters in flour, corn flour, shaving foam. Practise your cutting and sticking skills. Weaving with paper strips.	https://theimaginationtree.com/best-ever-no-cook-play-dough-recipe/ For other ideas look at the fine motor booklet given out at the last class café.

<p>Physical Development</p> <p>Health & Selfcare</p>	<p>Speak to your child about being healthy</p>	<p>Sort the foods in the cupboards into healthy and unhealthy food. Discuss what is good and bad about the foods. Talk about the food you like and don't. Keep a food diary.</p>	<p>https://www.youtube.com/watch?v=ho0o7H6dXSU</p>  <p>Draw two caterpillar templates. In one draw foods you like to eat and in the other foods you do not like.</p>
	<p>Make sure you have a good routine at home, so your child can take some responsibilities of household routines.</p>	<p>Here are some to practice:</p> <ul style="list-style-type: none"> ○ Brushing their teeth ○ Brushing their hair ○ Cleaning their face ○ Getting dressed independently ○ (Practice getting changed into PE clothing) ○ Having a bath ○ Washing hands 	
<p>Communication & Language</p>	<p>Talk is one of the most important parts of your child's development .</p>	<p>Encourage your child to ask questions this encourages a curious mind. Ask your child open ended questions; why do you think that? How do you know that? Can you explain how you did it? How do you do that? Go outside into your garden or on your front door step and talk about what you can see. What is different from yesterday? Discuss nature (trees, birds, plants, flowers, insects) the weather, the cars etc. Set up a role play area at home e.g. a café or shop model the sorts of language you would experience in these places. Recite nursery rhymes and sing songs. Respond to and talk about your child's interests. For example, if your child is pretending to drive a car, ask him where he's going. Read with your child.</p>	<p>Minibeast hunt</p> 
<p>Personal, Social and Emotional Development</p>	<p>Children enjoy carrying out small tasks this is good for their self-esteem, resilience and confidence.</p>	<p>Play games that involve turn taking. Encourage children to talk about how they are feeling.</p> <p>House hold activities:</p> <ul style="list-style-type: none"> ○ Making their bed each day. ○ Helping clear the table after a meal. ○ Keeping their bedroom tidy. ○ Getting dressed in the mornings. 	

	Play	Play is a really important part of how children learn so please ensure you allow some time to play.																																	
Understanding the World	Exploring nature	<p>Find out about the life cycle of a butterfly – read the story of The Very Hungry Caterpillar. Make a life cycle on a paper plate.</p>  <p>Look for mini-beasts in your garden, where did you find them? What sort of habitats do they like to live in? Could you make a map of your garden to show where you found them?</p> <p>Insect or arachnid? Are all mini-beasts insects? How do we know? Is a spider an insect? How many legs does a spider have? How many legs does an ant or ladybird have? Look for spider webs in the garden</p>	<p>The Very Hungry Caterpillar story https://www.youtube.com/watch?v=75NQK-Sm1YY</p> <p>What is an insect?</p> <ul style="list-style-type: none"> Insects have three body sections, six legs, one pair of antennae, and usually one or two pairs of wings. The three body sections are the head, thorax, and abdomen, as you can see in the diagram.  <p>Draw a line from each mini-beast to the place where you might find it.</p> <table border="0"> <tr> <td></td> <td>spider</td> <td></td> <td>soil</td> </tr> <tr> <td></td> <td>dragonfly</td> <td></td> <td>hive</td> </tr> <tr> <td></td> <td>ant</td> <td></td> <td>lake</td> </tr> <tr> <td></td> <td>bee</td> <td></td> <td>leaf</td> </tr> <tr> <td></td> <td>woodlouse</td> <td></td> <td>anthill</td> </tr> <tr> <td></td> <td>caterpillar</td> <td></td> <td>flowers</td> </tr> <tr> <td></td> <td>butterfly</td> <td></td> <td>under rocks</td> </tr> <tr> <td></td> <td>worm</td> <td></td> <td>web</td> </tr> </table>		spider		soil		dragonfly		hive		ant		lake		bee		leaf		woodlouse		anthill		caterpillar		flowers		butterfly		under rocks		worm		web
	spider		soil																																
	dragonfly		hive																																
	ant		lake																																
	bee		leaf																																
	woodlouse		anthill																																
	caterpillar		flowers																																
	butterfly		under rocks																																
	worm		web																																
Expressive Art and Design	Singing	Sing some nursery rhymes – BBC Schools Radio has a good selection with videos.	https://www.bbc.co.uk/teach/school-radio/nursery-rhymes-counting-songs/zn67kmn																																
	Get creative	<p>Ugly Bug ball – make headwear and wings and dance about to the Ugly bug ball song, see link.</p> <p>Tissue paper butterfly sun catchers.</p>  <p>Weaving spider webs</p> 	https://www.youtube.com/watch?v=Pho7JPTa8P4																																

Paper Plate Ladybirds



Collage caterpillars or finger printing



Please upload any work that you do to Tapestry. We look forward to seeing what you do.