




## Suggested Menu of Daily Activities – Hedgehog Class EYFS – Journeys Theme

	Activity	Description	Resources to support the learning
<b>Maths</b>	Fluency practice	<ul style="list-style-type: none"> <li>● Adding 2 numbers to make 10</li> <li>● Counting objects</li> <li>● Matching objects to numerals</li> <li>● Counting forwards and backwards beyond 10.</li> <li>● Make different arrangements with objects e.g. dice dots, rows and columns (ten frame)</li> <li>● Use real objects to see that the quantity of a group can be changed by adding more.</li> <li>● Use real objects to see that the quantity of a group can be changed by taking items away.</li> <li>● Make sets using real objects and compare quantities – which has more, fewer, the same?</li> <li>● Use counting to find one more than a given number up to 10.</li> </ul>	<p><a href="https://www.bbc.co.uk/iplayer/episodes/b08bzfnh/numberblocks">https://www.bbc.co.uk/iplayer/episodes/b08bzfnh/numberblocks</a></p> <p><a href="http://www.topmarks.co.uk">www.topmarks.co.uk</a></p> <p>See <b>‘White Rose Notes and Guidance’</b> and activity ideas in your home-learning pack.</p>
	Shape Space and Measure	<ul style="list-style-type: none"> <li>● Weigh objects to find the heaviest/lightest and ordering them.</li> <li>● Fill containers and using the language of full, empty, half full etc.</li> <li>● Copy, continue and create your own simple repeating patterns.</li> <li>● Sort objects in different ways such as colour, size or shape.</li> <li>● Name and find 2D shapes in the environment– square, rectangle, triangle, circle</li> </ul>	
<b>Reading</b>	Reading	Read aloud with a grown up.	<p>Reading books that have come home from school, magazines/comics, books from home.</p> <p><a href="http://www.teachyourmonstertoread.com">www.teachyourmonstertoread.com</a></p> <p><a href="https://home.oxfordowl.co.uk/">https://home.oxfordowl.co.uk/</a></p>
	Reading Comprehension	Read to your child and talk about the book.	<p><a href="https://home.oxfordowl.co.uk/">https://home.oxfordowl.co.uk/</a></p> <p>Some good stories about journey’s include; Lost and found, Rosie’s walk, the jolly postman, Katie in London, Whatever Next! Stickman, The</p>

			snail and the whale, We're going on a bear hunt, On the Way Home.
<b>Phonics</b>	Phonics Flashcards	Use your phonics flashcards to practise the letter sounds. Can you recall them? Can you write them?	<a href="https://new.phonicsplay.co.uk/">https://new.phonicsplay.co.uk/</a> are offering a free subscription – username: march20 password: home Other ideas can be found in the information sheet in children's phonics wallets given out earlier in the year.
<b>Writing</b>	Writing words	Make simple words with your phonics flashcards and write them.	
	Writing simple sentences	Write simple sentences about things you have done, a book you've read or a toy you have at home. Remember 'Every time we write' – Capital letter, finger spaces, full stop, handwriting and sounding out  Write a message in a bottle. Write a postcard Write a diary of your day  Where would you travel to by boat or hot air balloon? What would you see and do?	It's really important that you let children make phonetically plausible attempts at spelling words themselves.
	Handwriting	Practise your letter formation, making sure you start letters in the correct place and that letter size is correct. Drawing lines for child to write on will help them control the letter size and start in the correct place.	<b>Letter Families</b> Long Ladder Letters: l, i, t, u, j, y One Armed Robots Letters: r, b, n, m, k, p Curly Caterpillar Letters: c, a, d, o, s, g, q, e, f Zig-Zag monster Letters: z, v, w, x
<b>Physical Development</b>  <i>Gross motor skills</i>	Regular Exercise	Ride your bike or scooter Go for a walk Dance to music Do some Cosmic Yoga in your living room Andy's Wild Workouts Joe Wicks PE sessions Make an obstacle course to travel along. How shall I travel? Hop, skip, jump, run, walk, jog, crawl, slither?	Andy's Wild Workouts <a href="https://www.bbc.co.uk/programmes/p06tmmvz">https://www.bbc.co.uk/programmes/p06tmmvz</a> <a href="https://www.cosmickids.com/">https://www.cosmickids.com/</a> <a href="https://www.youtube.com/user/CosmicKidsYoga">https://www.youtube.com/user/CosmicKidsYoga</a>
<i>Fine Motor skills</i>	Develop fine motor skills ready for writing	Use a spoon to pick up a marble and drop it into a bottle. Put hair bobbles or elastic bands around cardboard tubes (This is harder than it looks!).	 

		Squeeze a pre-cut tennis ball and drop pasta inside. Then remove the pasta once it is filled.	
<b>Physical Development</b>  <b>Health &amp; Selfcare</b>	Speak to your child about being healthy	After exercise talk about what effect it has on your body. What happens to your heart rate? Do you need a drink or a rest afterwards?	
	Make sure you have a good routine at home, so your child can take some responsibilities of household routines.	<b>Here are some to practice:</b> <ul style="list-style-type: none"> <li>○ Brushing their teeth</li> <li>○ Brushing their hair</li> <li>○ Cleaning their face</li> <li>○ Getting dressed independently</li> <li>○ (Practice getting changed into PE clothing)</li> <li>○ Having a bath</li> <li>○ Washing hands</li> </ul>	
<b>Communication &amp; Language</b>	Talk is one of the most important parts of your child's development .	Encourage your child to ask questions this encourages a curious mind. Ask your child open ended questions; why do you think that? How do you know that? Can you explain how you did it? How do you do that? Set up a role play area at home e.g. an airport, aeroplane, bus, train, space rocket, hot air balloon, boat or other related to journeys. Go on a journey by foot around your local area. Talk about the things you see and take photographs.	
<b>Personal, Social and Emotional Development</b>	Children enjoy carrying out small tasks this is good for their self-esteem, resilience and confidence.	Talk about the different reasons for making journeys by road e.g. going to school, shopping, doctors, holidays, visiting friends and family. Talk about keeping safe on roads. Talk about how to keep safe on the pavement and in the car. <b>House hold activities:</b> <ul style="list-style-type: none"> <li>○ Making their bed each day.</li> <li>○ Helping clear the table after a meal.</li> <li>○ Keeping their bedroom tidy.</li> <li>○ Getting dressed in the mornings.</li> </ul>	
	Play	Play is a really important part of how children learn so please ensure you allow some time to play.	

<p><b>Understanding the World</b></p>	<p>Exploring the local environment and the world around us</p>	<p>Go on a journey by foot around your local area. Talk about the things you see and take photographs. Can you make a map of your journey? Remember a map is where you are looking down from above like a bird.</p> <p>Virtual Museums around the world</p> <p>What places have you been to around the world? Can you find them on a map? How did you get there? What was it like? Did they eat different food? What was the weather like?</p> <p>Use Google earth or Google maps (satellite) to look at where you live or famous places around the world like Ayers Rock in Australia, The Grand Canyon in America, The pyramids in Egypt,</p>	<p><a href="https://www.familydaystriedandtested.com/free-virtual-tours-of-world-museums-educational-sites-galleries-for-children/">https://www.familydaystriedandtested.com/free-virtual-tours-of-world-museums-educational-sites-galleries-for-children/</a></p> <p><a href="https://www.sciencemuseum.org.uk/objects-and-stories">https://www.sciencemuseum.org.uk/objects-and-stories</a></p>
<p><b>Expressive Art and Design</b></p>	<p>Singing</p>	<p>Sing some nursery rhymes – BBC Schools Radio has a good selection with videos.</p> <p>Walking through the jungle song</p>	<p><a href="https://www.bbc.co.uk/teach/school-radio/nursery-rhymes-counting-songs/zn67kmn">https://www.bbc.co.uk/teach/school-radio/nursery-rhymes-counting-songs/zn67kmn</a></p> <p><a href="https://www.youtube.com/watch?v=plvY0quSyJg">https://www.youtube.com/watch?v=plvY0quSyJg</a></p>
	<p>Get creative</p>	<p>Make a cork sailing boat or boat from junk modelling</p> <p>Underwater journey picture – what might you see?</p> <p>Make a spinning hot air balloon</p> <p>Make a passport to use while pretending to go on holiday.</p> <p>Make a treasure map</p>	

Please upload any work that you do to Tapestry. We look forward to seeing what you do.